

Format of holding of specified securities

Annexure - I

1. Name of Listed Entity:
2. Scrip Code/Name of Scrip/Class of Security
3. Share Holding Pattern Filed under: Reg. 31(1)(a)/Reg. 31(1)(b)/Reg.31(1)(c)
 - a. If under 31(1)(b) then indicate the report for Quarter ending
 - b. If under 31(1)(c) then indicate date of allotment/extinguishment
4. **Declaration:** The Listed entity is required to submit the following declaration to the extent of submission of information:-

PNB FINANCE & INDUSTRIES LIMITED
Equity

June 30, 2018

Particulars	Yes*	No*
1. Whether the Listed Entity has issued any partly paid up shares?		No
2. Whether the Listed Entity has issued any Convertible Securities or Warrants?		No
3. Whether the Listed Entity has any shares against which depository receipts are issued?		No
4. Whether the Listed Entity has any shares in locked-in?		No
5. Whether any shares held by promoters are pledge or otherwise encumbered?		No

* If the Listed Entity selects the option 'No' for the questions above, the columns for the partly paid up shares, Outstanding Convertible Securities/Warrants, depository receipts, locked-in shares, No of shares pledged or otherwise encumbered by promoters, as applicable, shall not be displayed at the time of dissemination on the Stock Exchange website. Also wherever there is 'No' declared by Listed Entity in above table the values will be considered as 'Zero' by default on submission of the format of holding of specified securities.

5. The tabular format for disclosure of holding of specified securities is as follows:-

For PNB Finance and Industries Limited




Company Secretary

Table I - Summary Statement holding of specified securities

Category	Category of shareholder	Nos. of shareh olders	No. of fully paid up equity shares held	No. of Partly paid-up equity shares held	No. of shares underlying Depository Receipts	Total nos. shares held	Shareholding as a % of total no. of shares (calculated as per SCRR, 1957) As a % of (A+B+C2)	Number of Voting Rights held in each class of securities				No. of Shares Underlying Outstanding convertible securities (including Warrants)	Shareholding , as a % assuming full conversion of convertible securities (as a percentage of diluted share capital) As a % of (A+B+C2)	Number of Locked in shares		Number of Shares pledged or otherwise encumbered		Number of equity shares held in dematerialized form
								No of Voting Rights			Total as a % of (A+B+C)			No. (a)	As a % of total Shares held (b)	No. (a)	As a % of total Shares held (b)	
								Class:Equity	Classe:g:y	Total								
(I)	(II)	(III)	(IV)	(V)	(VI)	(VII)=(IV)+(V)+(VI)	(VIII)	(IX)				(X)	(XI)= (VII)+(X)	(XII)		(XIII)		(XIV)
(A)	Promoter & Promoter Group	0	0	0		0	0					0	0	0	0	0	0	0
(B)	Public	995	3200000	0	0	3200000	100	3200000	0	3200000	100	0	100	0	0	N.A		3111913
(C)	Non Promoter- Non Public	0	0	0	0	0	0	0	0	0	0	0	0	0	0	0	0	0
(C1)	Shares underlying DRs	0	0	0		0	NA					0	NA	0	0	N.A		0
(C2)	Shares held by Employee Trusts	0	0			0	0					0	0	0	0	N.A		0
	Total	995	3200000	0		3200000	100	3200000	0	3200000	100	0	100	0	0	0	0	3111913

For PNB Finance and Industries Limited



Company Secretary

Table II - Statement showing shareholding pattern of the Promoter and Promoter Group

	Category & Name of the Shareholders	PAN	No. of shareholder	No. of fully paid up equity shares held	Partly paid-up equity shares held	Nos. of shares underlying Depository Receipts	Total nos. shares held	Shareholding % calculated as per SCRR, 1957 As a % of (A+B+C2)	Number of Voting Rights held in each class of securities				No. of Shares Underlying Outstanding convertible securities (including Warrants)	Shareholding , as a % assuming full conversion of convertible securities (as a percentage of diluted share capital) as a % of A+B+C2	Number of Locked in shares		Number of Shares pledged or otherwise encumbered		Number of equity shares held in dematerializ ed form
									No of Voting Rights			Total as a % of Total Voting rights			No. (a)	As a % of total Shares held (b)	No. (a)	As a % of total share s held (b)	
									Class X	Class Y	Total								
	(I)	(II)	(III)	(IV)	(V)	(VI)	(VII)=(IV)+(V)+(VI)	(VIII)	(IX)				(X)	(XI)= (VII)+(X)	(XII)		(XIII)		(XIV)
1	Indian												0	0.00	0	0.00	0	0.00	0
	(a) Individual/Hindu Undevided Family		0	0	0		0	0					0	0.00	0	0.00	0	0.00	0
	(b) Central Government/Staten Government(s)		0	0	0		0	0					0	0.00	0	0.00	0	0.00	0
	(c) Financial Institutions/Banks		0	0	0		0	0					0	0.00	0	0.00	0	0.00	0
	(d) Any Other (Specity)		0	0	0		0	0					0	0.00	0	0.00	0	0.00	0
	Sub Total (A)(1)		0	0	0		0	0											
2	Foreign												0	0.00	0	0.00	0	0.00	0
	(a) Individual/Non Resident Individual/Foreing Individual		0	0	0		0	0					0	0.00	0	0.00	0	0.00	0
	(b) Government		0	0	0		0	0					0	0.00	0	0.00	0	0.00	0
	(c) Institutions		0	0	0		0	0					0	0.00	0	0.00	0	0.00	0
	(d) Foreign Portfolio Investor		0	0	0		0	0					0	0.00	0	0.00	0	0.00	0
	(e) Any Other (Specity)		0	0	0		0	0					0	0.00	0	0.00	0	0.00	0
	Sub Total (A)(2)		0	0	0		0	0					0	0.00	0	0.00	0	0.00	0
	Total Shareholding of Promoter and Promoter Group (A)= (A)(1)+(A)(2)		0	0	0		0	0					0	0.00	0	0.00	0	0.00	0

For PNB Finance and Industries Limited



Company Secretary

Table III - Statement showing shareholding pattern of the Public shareholder																				
		Category & Name of the Shareholders	PAN	Nos. of share holder	No. of fully paid up equity shares held	Partly paid-up equity shares held	Nos. of shares underlying Depository Receipts	Total nos. shares held	Shareholding % calculate d as per SCRR, 1957 As a % of (A+B+C2)	Number of Voting Rights held in each class of securities				No. of Shares Underlying Outstanding convertible securities (including Warrants)	Total shareholding, as a % assuming full conversion of convertible securities (as a percentage of diluted share capital)	Number of Locked in shares		Number of Shares pledged or otherwise encumbered		Number of equity shares held in dematerializ ed form
										No of Voting Rights			Total as a % of Total Voting rights			No. (a)	As a % of total Shar es held (b)	No. (Not applicable) (a)	As a % of total shares held (Not applic able) (b)	
										Class: Equity Shares	Class Y	Total								
		(I)	(II)	(III)	(IV)	(V)	(VI)	(VII)=(IV)+(V)+(VI)	(VIII)	(IX)				(X)	(XI)= (VII)+(X)	(XII)		(XIII)		(XIV)
1		Institutions																		
	(a)	Mutual Fund		0	0	0		0	0	0	0	0	0	0	0	0	0.00	N.A	0	
	(b)	Venture Capital Funds		0	0	0		0	0	0	0	0	0	0	0	0	0.00	N.A	0	
	(c)	Alternate Investment Funds		0	0	0		0	0	0	0	0	0	0	0	0	0.00	N.A	0	
	(d)	Foreign Venture Capital Investor		0	0	0		0	0	0	0	0	0	0	0	0	0.00	N.A	0	
	(e)	Foreign Portfolio Investors		0	0	0		0	0	0	0	0	0	0	0	0	0.00	N.A	0	
	(f)	Financial Institutions/Banks		10	50451	0		50451	1.58	50451	0	50451	1.58	0	1.58	0	0.00	N.A	0	
	(g)	Insurance Companies		0	0	0		0	0	0	0	0	0	0	0	0	0.00	N.A	0	
	(h)	Providend Fund/Pensions Funds		0	0	0		0	0	0	0	0	0	0	0	0	0.00	N.A	0	
	(i)	Any Other Specify		0	0	0		0	0	0	0	0	0	0	0	0	0.00	N.A	0	
		Sub Total (B)(1)		10	50451	0		50451	1.58	50451	0	50451	1.58	0	1.58	0	0.00	N.A	0	
2		Central Government/State Government/President of India		0	0	0		0	0	0	0	0	0	0	0	0	0.00	N.A	0	
		Sub Total (B)(2)		0	0	0		0	0	0	0	0	0	0	0	0	0.00	N.A	0	
3		Non-Institutions								0										
	(a)	1. Individual Shareholders holding Nominal Share Capital Up to 2 Lacs		895	113948	0		113948	3.56	113948	0	113948	3.56	0	3.56	0	0.00	N.A	96773	
		2. Individual Shareholders holding Nominal Share Capital Above 2 Lacs		3	792431	0		792431	24.76	792431	0	792431	24.76	0	24.76	0	0.00	N.A	792431	
		SAMIR JAIN	AEHPJ3016Q		518827	0		518827	16.21	518827	0	518827	16.21	0	16.21	0	0.00	N.A	518827	
		MEERA JAIN	AEZPJ3882J		196000	0		196000	6.13	196000	0	196000	6.13	0	6.13	0	0.00	N.A	196000	
		INDU JAIN	AEHPJ3014N		77604	0		77604	2.43	77604	0	77604	2.43	0	2.43	0	0.00	N.A	77604	
	(b)	NBFCs Registered with RBI		0	0	0		0	0	0	0	0	0	0	0	0	0.00	N.A	0	
	(c)	Employee Trusts		0	0	0		0	0	0	0	0	0	0	0	0	0.00	N.A	0	
	(d)	Overseas Depositories (Holding DRs) (Balancing Figure)		0	0	0		0	0	0	0	0	0	0	0	0	0.00	N.A	0	
	(e)	Any other (Specify)								0										
	(e1)	Bodies Corporate		36	2187899	0		2187899	68.37	2187899	0	2187899	68.37	0	68.37	0	0.00	N.A	2167698	
		ARTEE VINIYOGA LIMITED	AABCA1549C		801710	0		801710	25.05	801710	0	801710	25.05	0	25.05	0	0.00	N.A	801710	
		ASHOKA VINIYOGA LIMITED	AACCA4784G		651660	0		651660	20.36	651660	0	651660	20.36	0	20.36	0	0.00	N.A	651660	
		CAMAC COMMERCIAL COMPANY LIMITED	AABCC0733E		520000	0		520000	16.25	520000	0	520000	16.25	0	16.25	0	0.00	N.A	520000	
		COMBINE HOLDING LIMITED	AAACC0807E		161437	0		161437	5.04	161437	0	161437	5.04	0	5.04	0	0.00	N.A	161437	
	(e2)	Non Resident Indians		8	21417	0		21417	0.67	21417	0	21417	0.67	0	0.67	0	0.00	N.A	21157	
	(e3)	Resident Indian Huf		41	6545	0		6545	0.2	6545	0	6545	0.2	0	0.2	0	0.00	N.A	6545	
	(e4)	Trusts		1	164	0		164	0.01	164	0	164	0.01	0	0.01	0	0.00	N.A	164	
	(e5)	Clearing Members/House		0	0	0		0	0	0	0	0	0	0	0	0	0.00	N.A	0	
	(e6)	Others		1	27145	0		27145	0.85	27145	0	27145	0.85	0	0.85	0	0.00	N.A	27145	
		Sub Total (B)(3)		985	3149549	0		3149549	98.42	3149549	0	3149549	98.42	0	98.42	0	0.00	N.A	3111913	
		Total Public Shareholding (B)= (B)(1)+(B)(2) + B (3)		995	3200000	0		3200000	100	3200000	0	3200000	100	0	100	0	0.00	N.A	3111913	

*Total Public shareholding includes 131 shares in the form of fractional coupons.

For PNB Finance and Industries Limited

Details of Shareholder acting as Persons in Concert including their shareholding (No. & %)

Sr. No.	Name of Shareholder	PAC	No. of Shares	% of shareholding
1	Samir Jain	Meera Jain & Indu Jain	518827	16.21
2	Meera Jain	Samir Jain & Indu Jain	196000	6.13
3	Indu Jain	Samir Jain	77604	2.43



Company Secretary

Table IV - Statement showing shareholding pattern of the Non Promoter- Non Public shareholder																			
	Category & Name of the Shareholders	PAN	No. of shareholder	No. of fully paid up equity shares held	Partly paid-up equity shares held	Nos. of shares underlying Depository Receipts	Total no. shares held	Shareholding % calculate d as per SCRR, 1957 As a % of (A+B+C2)	Number of Voting Rights held in each class of securities				No. of Shares Underlying Outstanding convertible securities (including Warrants)	Total shareholding , as a % assuming full conversion of convertible securities (as a percentage of diluted share capital)	Number of Locked in shares		Number of Shares pledged or otherwise encumbered		Number of equity shares held in dematerializ ed form (Not Applicable)
									No of Voting Rights			Total as a % of Total Voting rights			No.	As a % of total Shar es held	No. (Not applicable)	As a % of total share s held (Not applic able)	
									Class X	Class Y	Total								
	(I)	(II)	(III)	(IV)	(V)	(VI)	(VII)=(IV)+(V)+(VI)	(VIII)	(IX)				(X)	(XI)= (VII)+(X)	(XII)		(XIII)		(XIV)
1	Custodian/DR																		
			0	0	0		0	0					0	0	0	0.00	N.A	0	
(a)	Name of DR Holder (if Available)																		
2	Employees Benefit Trust (Under SEBI (Share Based Employee Benefit Regulation 2014)																		
			0	0	0		0	0					0	0	0	0.00	N.A	0	
(a)	Name of DR Holder (if Available)												0	0	0	0.00	N.A	0	
	Total Non Promoter Non Public Shareholding (C)= (C)(1)+(C)(2)		0	0	0		0	0					0	0	0	0.00	N.A	0	

For PNB Finance and Industries Limited



Company Secretary